



ONLEVEL

**TL4010**  
SYSTEMS FOR FRAMELESS  
ALL-GLASS BALUSTRADES

# TL-4010

1.5 kN Top Mount and Windscreen

## Innovations Connected.

With the TL-4010 profile we have created a product which is suitable for the most diverse ends. It cannot only be used as a balustrade system, but also as a wind shield or a room partition. With a rail load of 1.0 kN/m, balustrade heights of up to 1297 mm are possible as fall protection. In cases of wind shields without fall protection, even up to 2645 mm can be realised.

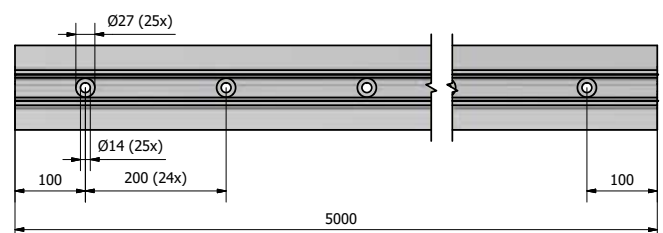
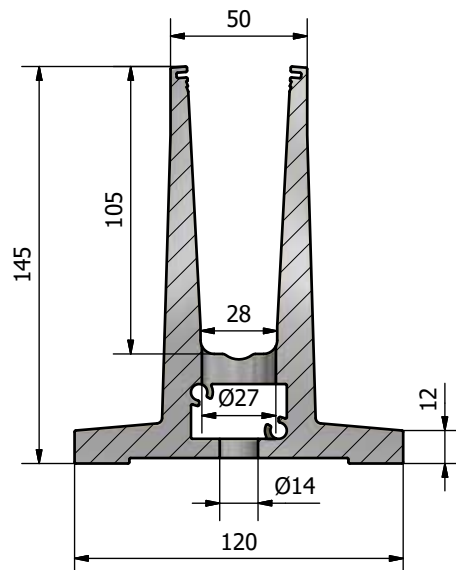
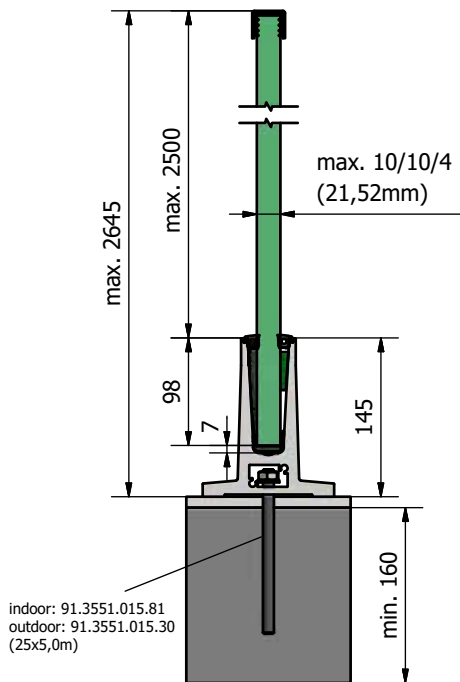
As a matter of fact, the profile is suited both for interior and exterior applications. It withstands a linear load of 1.0 kN and is suitable for glazed units with laminated safety glass made of 2 x 8 mm tempered glass and/or laminated safety glass made of 2 x 10 mm tempered glass.

## Essential Features

- | 1.5 kN for a building height of 1297 mm
- | Slimline, elegant design and low-maintenance
- | ONLEVEL FLEXFIT Glass Adjustment Tool
- | Drainage holes
- | Top Cover (optional)
- | For glass thicknesses between 12 - 21.52 mm



Partition wall glazing:





Cost reduction -  
larger drilling distances

Suitable for use as  
wind shield



High stability



Top mount

# TL-4010 | 1.5 KN TOP MOUNT

## Glass profile



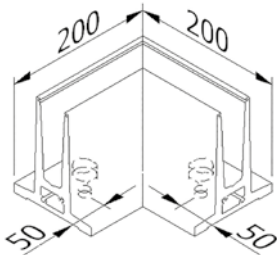
- | Exterior application
- | Height: 145 mm
- | Width: 120 mm
- | Sales unit: 1 piece

Model 4010	Plain aluminium
Length	Art. no.
5000	10.4010.005.11

## Inside corner / outside corner 90°



- | Side length inside: 80 mm
- | Side length outside: 200 mm
- | Sales unit: 1 piece

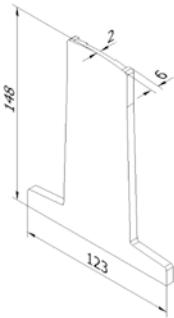


Model 4010	Plain aluminium
	Art. no.
	10.4010.390.11

## End cap, left/right



- | Sales unit: 1 piece



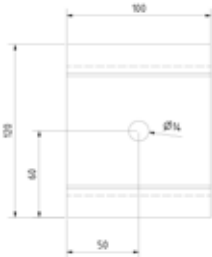
Model 4010	Plain aluminium
Application	Art. no.
left/right	10.4010.490.11

## Spacer



You do not have any drainage options on your balcony?!  
So that you do not need to install a dam on your balcony, you can simply mount the spacers beneath your profile.

- | Inner drill hole: Ø 14 mm



Model 4010	Plain aluminium
	Art. no.
	10.4010.500.11

# TL-4010 | 1.5 KN TOP MOUNT

## Extension pin



- | Length: 40 mm
- | Diameter: Ø 6 mm
- | Sales unit: 8 pieces

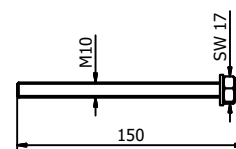


Model 7001	AISI 316 (inside & outside)
Art. no.	
90.7001.640.31	

## Fischer fixing anchor FIS A M10x150



- | Finish interior application: zinc-plated steel (inside)
- | Finish exterior application: V4A (exterior)
- | Required number per 5000 mm: 25 pieces (exterior), 13 pieces (interior)
- | Suitable mortar: 91.3000.010.00
- | Injection mortar (91.3000.010.00) is sufficient for ± 26 anchors
- | Sales unit: 10 pieces

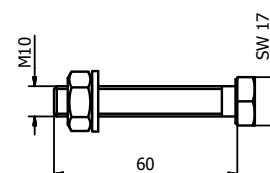


Model 3551	zinc-plated steel (inside)	AISI 316 (exterior)
Art. no.		Art. no.
91.3551.015.81		91.3551.015.30

## Mounting set for steel



- | Finish interior application: zinc-plated steel (inside)
- | Finish exterior application: V4A (exterior)
- | Required number per 5000 mm: 13 pieces
- | M10 x 60 mm
- | Sales unit: 13 pieces

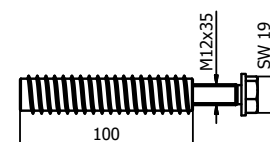


Model 4010	zinc-plated steel (inside)	AISI 316 (exterior)
Art. no.		Art. no.
91.4010.060.81		91.4010.060.30

## Mounting set for wood



- | Finish interior application: zinc-plated steel (inside)
- | Required number per 5000 mm: 25 pieces
- | M12
- | Sales unit: 25 pieces



Model 4010	zinc-plated steel (inside)
Art. no.	
91.4010.800.81	



# TL-4010 | 1.5 KN TOP MOUNT

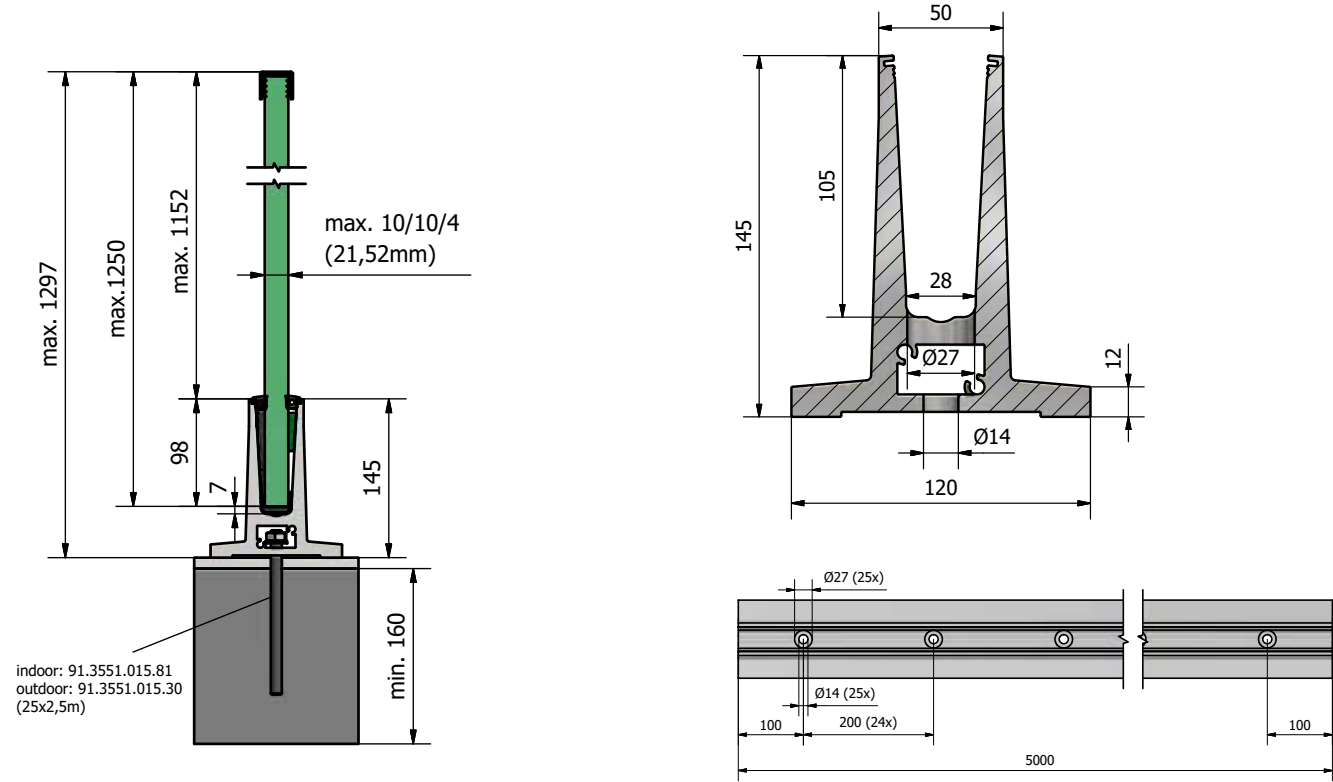
## FLEXFIT 1.0 kN



- | Fine adjustment of glass panes
- | For glass thicknesses between 12 - 21.52 mm
- | Adjustment of up to 34 mm in relation to the vertical axis
- | Pay attention to the right glass thickness!

Length		2500 mm	5000 mm	25 mtr
Glass thickness	Wedge colour	Art. no.	Art. no.	Art. no.
12 mm	black	-	90.0505.112.00	-
6/6/2 (12.76 mm)	red	90.0502.113.00	90.0505.113.00	90.0525.113.00
6/6/4 (13.52 mm)	grey	-	90.0505.114.00	-
<b>8/8/2 (16.76 mm)</b>	red	90.0502.117.00	90.0505.117.00	90.0525.117.00
<b>8/8/4 (17.52 mm)</b>	green	90.0502.118.00	90.0505.118.00	90.0525.118.00
<b>10/10/2 (20.76 mm)</b>	red	90.0502.121.00	90.0505.121.00	90.0525.121.00
<b>10/10/4 (21.52 mm)</b>	green	90.0502.122.00	90.0505.122.00	90.0525.122.00

Balustrade:











# ONLEVEL

**ONLEVEL Ltd.** | Units 6 & 7, Alexandria Court | Alexandria Drive  
Ashton Commerce Park | Ashton-under-Lyne | Lancashire OL7 0QN | United Kingdom  
T +44 0161 804 9500 | F +44 0161 804 9505 | [info@onlevel-uk.com](mailto:info@onlevel-uk.com) | [www.onlevel.com](http://www.onlevel.com)