



ONLEVEL

TL30**10**
SYSTEMS FOR FRAMELESS
ALL-GLASS BALUSTRADES

TL-3010

1.0 kN Top Mount

Your Choice. Our Power.

The TL-3010 F-profile – one of the most powerful products in the 1.0 kN application range. The model is very well suited for balconies and terraces – it enables an especially small edge distance and therefore gains valuable additional space on the deck itself. Moreover, this system is ideally suited for new installations under screed. Of course, the relevant distances between drill holes have been taken into account.

The F-profile can withstand a linear load of 1.0 kN and is suitable for glass thicknesses between 12 mm and 21.52 mm.

Essential Features

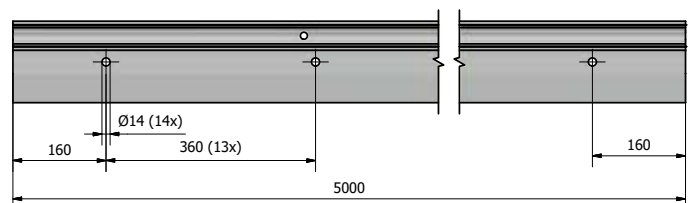
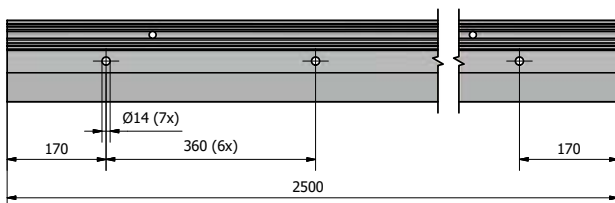
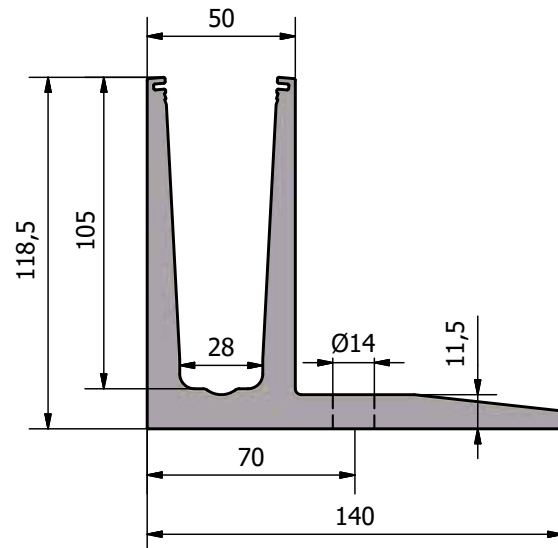
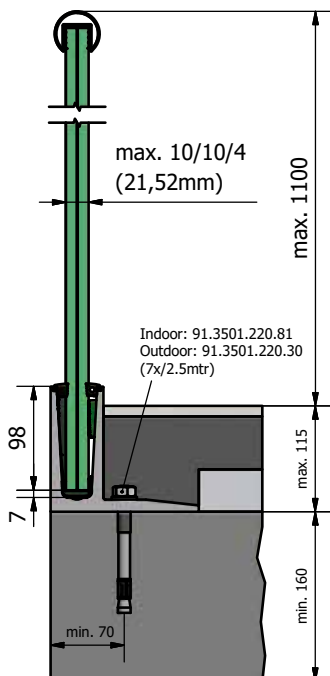
- | Slimline, elegant design and low-maintenance
- | **ONLEVEL** FLEXFIT Glass Adjustment Tool
- | Drainage holes
- | For glass thicknesses between 12 - 21.52 mm



TESTED
according to
BS6180

CE EN1090-1
EN1090-3
EXC 3

riba
product
selector



For further details, please refer to the type-tested static analyses.



F-Shape

Small edge distance

Ideally suited for installations
under screed and on the facade



Top mount

TL-3010 | 1.0 KN TOP MOUNT

Glass profile



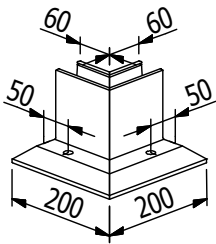
| Sales unit: 1 piece

Model 3010	Mill finish	Plain aluminium	RAL coloured
Length	Art. no.	Art. no.	Art. no.
2500	10.3010.002.10	10.3010.002.11	-
5000	10.3010.005.10	10.3010.005.11	10.3010.005.13/16/18/19

Inside corner 90°



| Side length inside: 60 mm
| Side length outside: 200 mm
| Sales unit: 1 piece

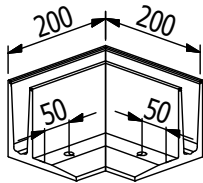


Model 3010	Mill finish	Plain aluminium	RAL coloured
	Art. no.	Art. no.	Art. no.
	10.3010.300.10	10.3010.300.11	10.3010.300.13/16/18/19

Outside corner 90°



| Side length inside: 60 mm
| Side length outside: 200 mm
| Sales unit: 1 piece



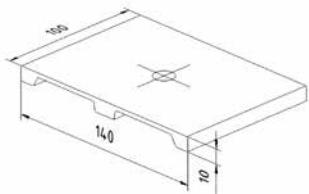
Model 3010	Mill finish	Plain aluminium	RAL coloured
	Art. no.	Art. no.	Art. no.
	10.3010.350.10	10.3010.350.11	10.3010.350.13/16/18/19

Spacer



You do not have any drainage options on your balcony?! So that you do not need to install a dam on your balcony, you can simply mount the spacers beneath your profile.

| Inner drill hole: Ø 14 mm
| Sales unit: 7 pieces



Model 3010	Mill finish	Plain aluminium	RAL coloured
	Art. no.	Art. no.	Art. no.
	10.3010.500.10	10.3010.500.11	10.3010.500.13/16/18/19

TL-3010 | 1.0 KN TOP MOUNT

End cap, left



| For use on the left
| Sales unit: 1 piece



Model 3010	Mill finish	Plain aluminium	RAL coloured
Application	Art. no.	Art. no.	Art. no.
left	10.3010.400.10	10.3010.400.11	10.3010.400.13/16/18/19

End cap, right



| For use on the right
| Sales unit: 1 piece



Model 3010	Mill finish	Plain aluminium	RAL coloured
Application	Art. no.	Art. no.	Art. no.
right	10.3010.450.10	10.3010.450.11	10.3010.450.13/16/18/19

End cap, left staircase



| For use on the left
| can be cut to size
| Sales unit: 1 piece



Model 3010	Mill finish	Plain aluminium	RAL coloured
Application	Art. no.	Art. no.	Art. no.
left	10.3010.401.10	10.3010.401.11	10.3010.401.13/16/18/19

End cap, right staircase



| For use on the right
| can be cut to size
| Sales unit: 1 piece



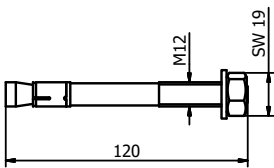
Model 3010	Mill finish	Plain aluminium	RAL coloured
Application	Art. no.	Art. no.	Art. no.
right	10.3010.451.10	10.3010.451.11	10.3010.451.13/16/18/19

TL-3010 | 1.0 KN TOP MOUNT

Fischer fixing anchor FAZ II 12/20



- | Finish interior application: zinc-plated steel (inside)
- | Finish exterior application: V4A (exterior)
- | Required number per 2500 mm: 7 pieces
- | M12
- | Sales unit: 20 pieces

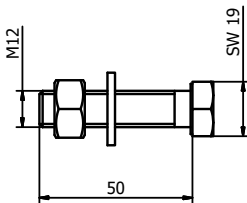


Model 3501	zinc-plated steel (inside)	AISI 316 (exterior)
	Art. no.	Art. no.
	91.3501.220.81	91.3501.220.30

Mounting set for steel



- | Finish interior application: zinc-plated steel (inside)
- | Finish exterior application: V4A (exterior)
- | Required number per 2500 mm: 7 pieces
- | M12 x 50 mm
- | Sales unit: 7 pieces

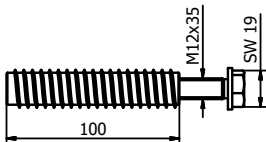


Model 3010	zinc-plated steel (inside)	AISI 316 (exterior)
	Art. no.	Art. no.
	91.3010.050.81	91.3010.050.30

Mounting set for wood



- | Finish interior application: zinc-plated steel (inside)
- | Required number per 2500 mm: 7 pieces
- | M12
- | Sales unit: 7 pieces



Model 3010	zinc-plated steel (inside)
	Art. no.
	91.3010.800.81



TL-3010 | 1.0 KN TOP MOUNT

FLEXFIT 1.0 kN



- | Fine adjustment of glass panes
- | For glass thicknesses between 12 - 21.52 mm
- | Adjustment of up to 34 mm in relation to the vertical axis
- | Pay attention to the right glass thickness!

Length		2500 mm	5000 mm	25 mtr
Glass thickness	Wedge colour	Art. no.	Art. no.	Art. no.
12 mm	black	-	90.0505.112.00	-
6/6/2 (12.76 mm)	red	90.0502.113.00	90.0505.113.00	90.0525.113.00
6/6/4 (13.52 mm)	grey	-	90.0505.114.00	-
8/8/2 (16.76 mm)	red	90.0502.117.00	90.0505.117.00	90.0525.117.00
8/8/4 (17.52 mm)	green	90.0502.118.00	90.0505.118.00	90.0525.118.00
10/10/2 (20.76 mm)	red	90.0502.121.00	90.0505.121.00	90.0525.121.00
10/10/4 (21.52 mm)	green	90.0502.122.00	90.0505.122.00	90.0525.122.00



ONLEVEL

ONLEVEL Ltd. | Units 6 & 7, Alexandria Court | Alexandria Drive
Ashton Commerce Park | Ashton-under-Lyne | Lancashire OL7 0QN | United Kingdom
T +44 0161 804 9500 | F +44 0161 804 9505 | info@onlevel-uk.com | www.onlevel.com