



ONLEVEL

TL6000
SYSTEMS FOR FRAMELESS
ALL-GLASS BALUSTRADES

TL-6000

0.74 kN top mount

TL-6000 - Our Ryu

The U-profile TL-6000 is the big challenger of all aluminum profiles and still has considerable installation advantages. Especially suitable for applications in the private sector and low-traffic buildings. The mounting distances have been increased and also you can use adjustable bolt anchors. Thus, the product is not only cheaper and faster in the assembly, but also the statics has improved significantly.

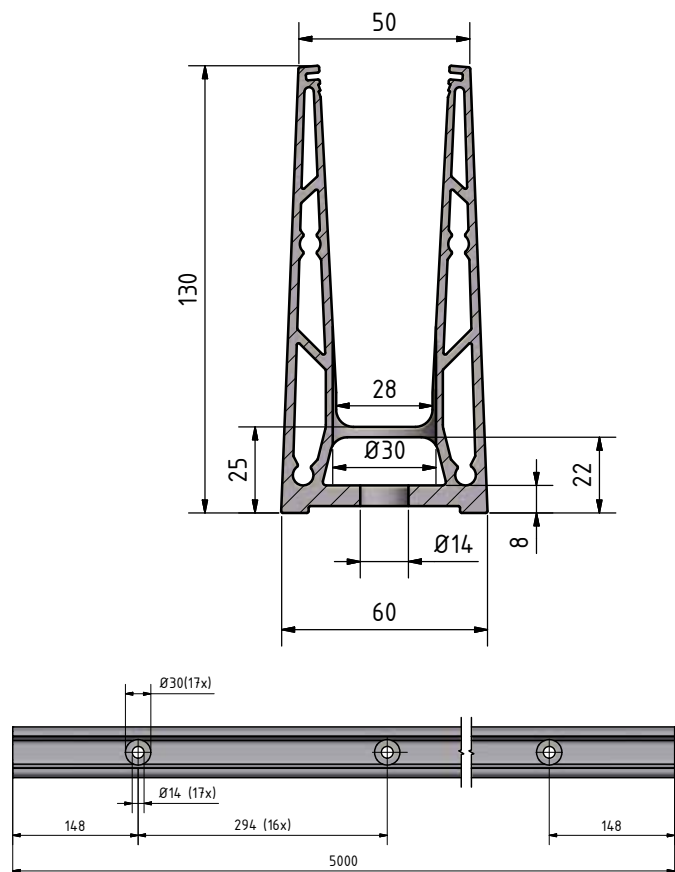
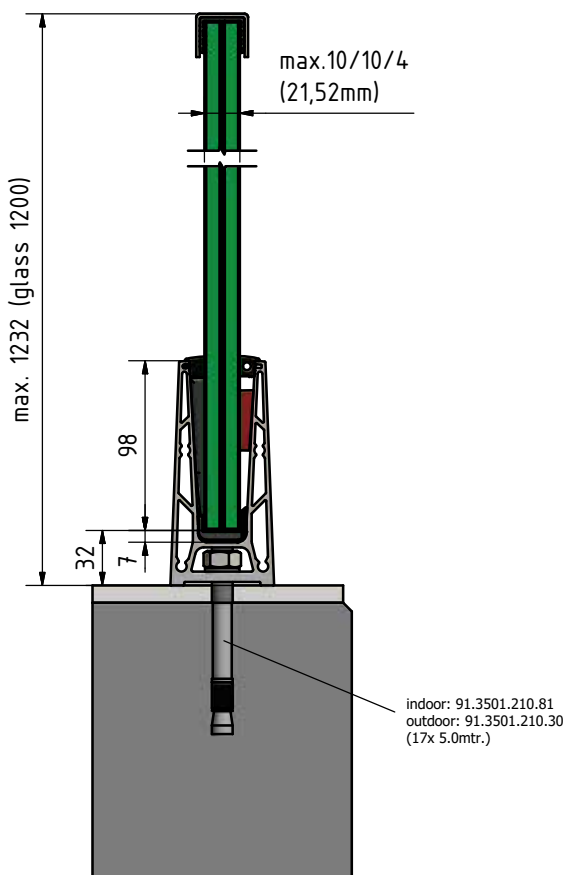
It can be used outdoors, withstands a linear load of 0.74 kN and is suitable for glass brands between 12 mm and 21.52 mm.

Essential Features

- | Slimline, elegant design and low-maintenance
- | **ONLEVEL** FLEXFIT Glass Adjustment Tool
- | Drainage holes
- | For glass thicknesses between 12 - 21.52 mm
- | For applications with low loads



TESTED
according to
BS6180





Hollow profile, therefore
more lightweight and more
economic

Top Cover and
Floor Connect



Flat anchors
can be used

 Top mount

TL-6000 | 0.74 kN TOP MOUNT

Glass profile



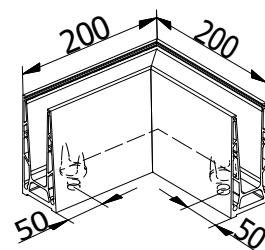
| Height: 130 mm
| Width: 60 mm
| Sales unit: 1 piece

Model 6000	Mill finish	Plain aluminium	RAL coloured	Alum. black anodised
Length	Art. no.	Art. no.	Art. no.	Art. no.
2500	-	10.6000.002.11	-	-
5000	10.6000.005.10	10.6000.005.11	10.6000.005.13/16/18/19	10.6000.005.15

Inside corner / outside corner 90°



| Side length inside 140 mm
| Side length outside 200 mm
| Sales unit: 1 piece

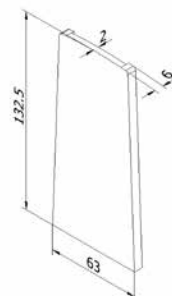


Model 6000	Mill finish	Plain aluminium	RAL coloured	Alum. black anodised
	Art. no.	Art. no.	Art. no.	Art. no.
	10.6000.390.10	10.6000.390.11	10.6000.390.13/16/18/19	10.6000.390.15

End cap, left/right



| For use on the left and right
| Sales unit: 1 piece



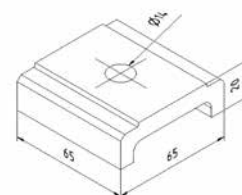
Model 6000	Mill finish	Plain aluminium	RAL coloured	Alum. black anodised
Application	Art. no.	Art. no.	Art. no.	Art. no.
left/right	10.6000.490.10	10.6000.490.11	10.6000.490.13/16/18/19	10.6000.490.15

Spacer



You do not have any drainage options on your balcony?!
So that you do not need to install a dam on your balcony, you can simply mount the spacers beneath your profile.

| Inner drill hole: Ø 14 mm
| Sales unit: 13 pieces



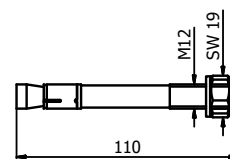
Model 6000	Mill finish	Plain aluminium	RAL coloured
	Art. no.	Art. no.	Art. no.
	10.6000.500.10	10.6000.500.11	10.6000.500.13/16/18/19

TL-6000 | 0.74 kN TOP MOUNT

Fischer fixing anchor FAZ II 12/10



- | Finish interior application: zinc-plated steel (interior)
- | Finish exterior application: V4A (exterior)
- | Required number per 5000 mm: 17 pieces
- | M12
- | Sales unit: 20 pieces

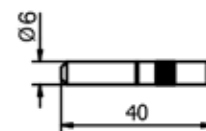


Model 3501	Zinc-plated steel (interior)	AISI 316 (exterior)
	Art. no.	Art. no.
	91.3501.210.81	91.3501.210.30

Extension pin



- | Length: 40 mm
- | Diameter: Ø 6 mm
- | Sales unit: 8 piece

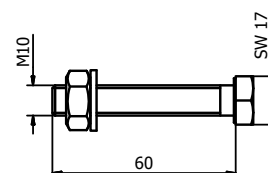


Model 7001	AISI 316 (inside & outside)
	Art. no.
	90.7001.640.31

Fixing anchor steel



- | Finish interior application: zinc-plated steel (inside)
- | Finish exterior application: V4A (exterior)
- | Required number per 2500 mm: 13 pieces
- | M10 x 60 mm
- | Sales unit: 25 pieces



Model 6020	zinc-plated steel (inside)	AISI 316 (exterior)
	Art. no.	Art. no.
	91.6020.060.81	91.6020.060.30

Screw anchor for concrete



- | Suitable for our profiles without countersinking
- | Finish interior application: Zinc-plated steel (interior) HUS4-H 10x90
- | Finish exterior application: V4A (outside) HUS4-HR 10x95
- | Tangential screwdriver required



Model 3701	zinc-plated steel (inside)	Model 3701	AISI 316 (exterior)
Sales unit	Art. no.	Sales unit	Art. no.
50	91.3701.090.81	25	91.3701.095.30

TL-6000 | 0.74 kN TOP MOUNT

FLEXFIT 1.0 kN



- | Fine adjustment of glass panes
- | For glass thicknesses between 12 - 21.52 mm
- | Adjustment of up to 34 mm in relation to the vertical axis
- | Pay attention to the right glass thickness!

Length		2500 mm	5000 mm	25 mtr
Glass thickness	Wedge colour	Art. no.	Art. no.	Art. no.
12 mm	black	-	90.0505.112.00	-
6/6/2 (12.76 mm)	red	90.0502.113.00	90.0505.113.00	90.0525.113.00
6/6/4 (13.52 mm)	grey	-	90.0505.114.00	-
8/8/2 (16.76 mm)	red	90.0502.117.00	90.0505.117.00	90.0525.117.00
8/8/4 (17.52 mm)	green	90.0502.118.00	90.0505.118.00	90.0525.118.00
10/10/2 (20.76 mm)	red	90.0502.121.00	90.0505.121.00	90.0525.121.00
10/10/4 (21.52 mm)	green	90.0502.122.00	90.0505.122.00	90.0525.122.00

ONLEVEL GLASSTOP.

The first effective solution against glass slippage while mounting staircases

Wow...another innovative solution from ONLEVEL. So far, there was no standardised protection against glass slippage when mounting the staircase glass profiles. Until now, elaborate auxiliary devices needed to be constructed or even several installers needed to hold the glass in the profile, adjust it, protect it against slippage and fix it simultaneously.

With GLASSTOP, ONLEVEL has once again developed a solution to simplify installation on stairs and gradients which is simple and ingenious at a time.

Simply screw GLASSTOP into the profile and insert the glass. The glass can now no longer slip downwards. Depending on glass dimensions, the installation effort may be reduced by up to 80%. Less installers, increased safety and a well-conceived system behind.

1.5kN 90.7009.001.41
3.0kN 90.7009.003.41





ONLEVEL

ONLEVEL Ltd. | Units 7, Alexandria Court | Alexandria Drive
Ashton Commerce Park | Ashton-under-Lyne | Lancashire OL7 0QN | United Kingdom
T +44 0161 804 9500 | F +44 0161 804 9505 | info@onlevel-uk.com | www.onlevel.com