



ONLEVEL

TL5010
SYSTEMS FOR FRAMELESS
ALL-GLASS BALUSTRADES

TL-5010

1.0 kN Top Mount

The One and Only.

The TL-5010 M-profile is the one and only solution for applications on insulated flat roofs and for clamp mounted installation on hollow facades. The mounting post can be adjusted individually. The optimum stiffeners in the profile enable a length of 2.5 metres with only 3 fixing points. This is extremely efficient and cost-saving, especially when it comes to sealing roofs and facades.

As a matter of fact, the profile is suited both for interior and exterior applications. It can withstand a linear load of more 1.0 kN and is appropriate for glass thicknesses between 12 mm and 21.52 mm.

Essential Features

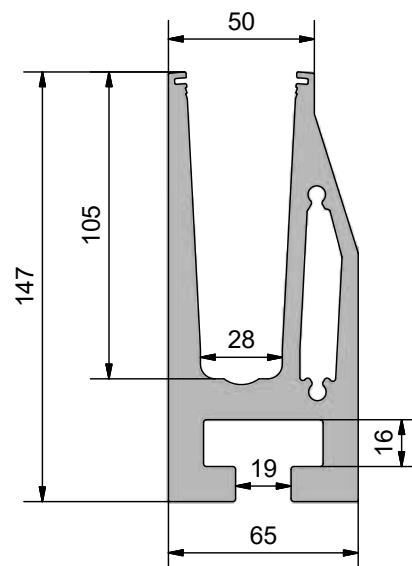
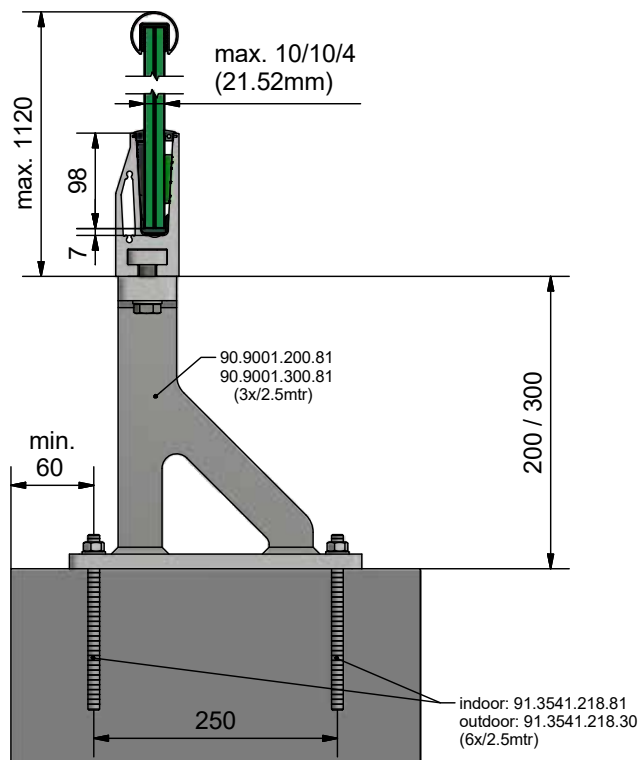
- | Only 3 fixing points required on 2500 mm
- | **ONLEVEL** FLEXFIT Glass Adjustment Tool
- | Extension pin holes
- | Drainage holes
- | Suitable for roof installation
- | Integrated multifunctional sophisticated chamber
- | For glass thicknesses between 12 - 21.52 mm



TESTED
according to
BS6180

CE EN1090-1
EN1090-3
EXC 3


riba
product
selector





Ideally suited for use on
insulated flat roofs

Integrated multifunctional
sophisticated chamber



Only 3 fixing points required on
2500 mm



Top mount



TL-5010 | 1.0 KN TOP MOUNT

Glass profile



| Height: 147 mm
| Width 65 mm
| Sales unit: 1 piece

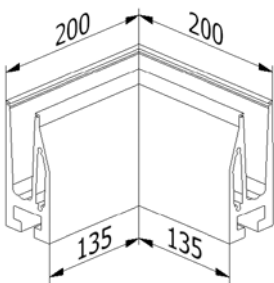
Model 5010	Plain aluminium
Length	Art. no.
5000	10.5010.005.11

Inside corner 90°



| Side length inside: 135 mm
| Exterior side length 200 mm
| Sales unit: 1 piece

Model 5010	Plain aluminium
	Art. no.
	10.5010.300.11

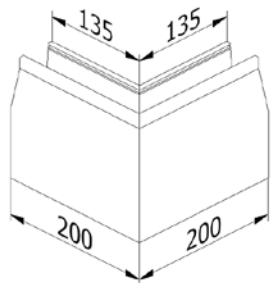


Outside corner 90°



| Side length inside: 135 mm
| Exterior side length 200 mm
| Sales unit: 1 piece

Model 5010	Plain aluminium
	Art. no.
	10.5010.350.11

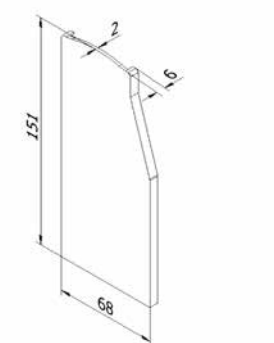


End cap, left



| For use on the left
| Sales unit: 1 piece

Model 5010	Plain aluminium
Application	Art. no.
left	10.5010.400.11

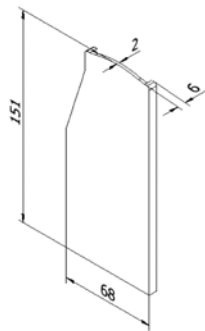


TL-5010 | 1.0 KN TOP MOUNT

End cap, right



| For use on the right
| Sales unit: 1 piece

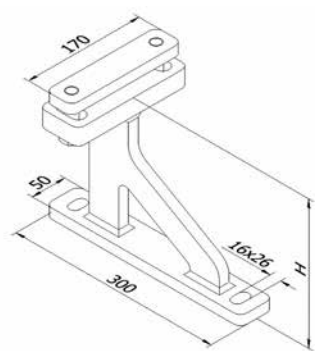


Model 5010	Plain aluminium
Application	Art. no.
right	10.5010.450.11

Posts



| Length: 300 mm
| Width 170 mm
| Required number per 2500 mm: 3 pieces
| Sales unit: 2 pieces

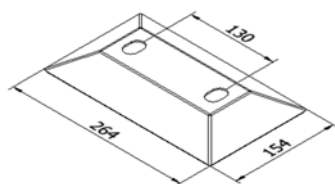


Model 9002	zinc-plated steel (inside)
Height:	Art. no.
200 mm	90.9002.200.81
300 mm	90.9002.300.81

Drainage cover for post



| Length: 264 mm
| Width 154 mm
| Required number per 2500 mm: 3 pieces
| Sales unit: 4 pieces

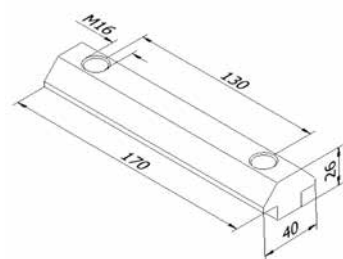


Model 9003	zinc-plated steel (inside)
	Art. no.
	90.9003.170.81

Mounting block.



| Length: 170 mm
| Height: 15 mm
| Width 40 mm
| M16
| Required number per 2500 mm: 3 pieces
| Sales unit: 2 pieces



Model 7004	Plain aluminium
	Art. no.
	90.7004.170.11

TL-5010 | 1.0 KN TOP MOUNT

Extension pin



- | Length: 40 mm
- | Diameter: Ø 6 mm
- | Sales unit: 8 pieces

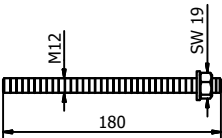


Model 7001	AISI 316 (inside & outside)
Art. no.	
90.7001.640.31	

Fischer fixing anchor RG M12x180



- | Finish interior application: zinc-plated steel (inside)
- | Finish exterior application: V4A (exterior)
- | Required number per 2500 mm: 6 pieces
- | Injection mortar (91.3000.010.00) is sufficient for ± 18 anchors
- | M12
- | Sales unit: 10 pieces

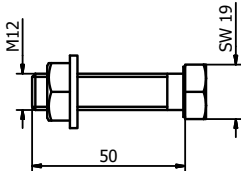


Model 3541	zinc-plated steel (inside)	AISI 316 (exterior)
Art. no.		Art. no.
91.3541.218.81		91.3541.218.30

Fixing anchor steel



- | Finish interior application: zinc-plated steel (inside)
- | Finish exterior application: V4A (exterior)
- | Required number per 2500 mm: 6 pieces
- | M12 x 50 mm
- | Sales unit: 6 pieces



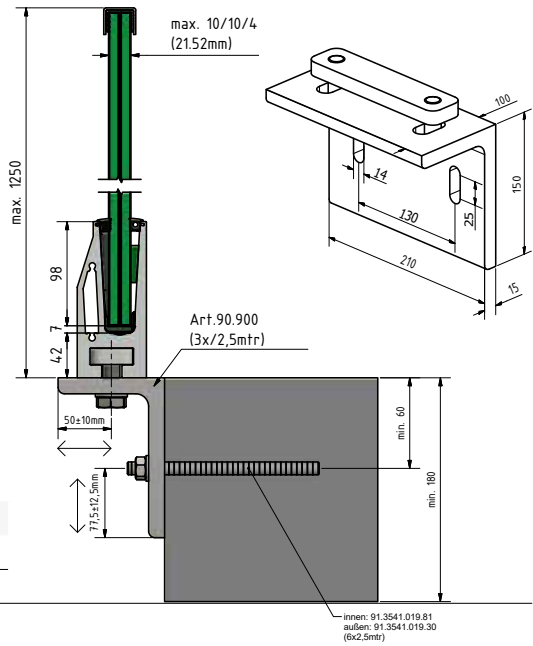
Model 5010	zinc-plated steel (inside)	AISI 316 (exterior)
Art. no.		Art. no.
91.5010.050.81		91.5010.050.30

TL-5010 | 1.0 KN TOP MOUNT

Application - lateral mounting



- | Dimensions: L 100 x 150 x 15 mm
- | Length 210 mm
- | Sales unit: 2 pieces

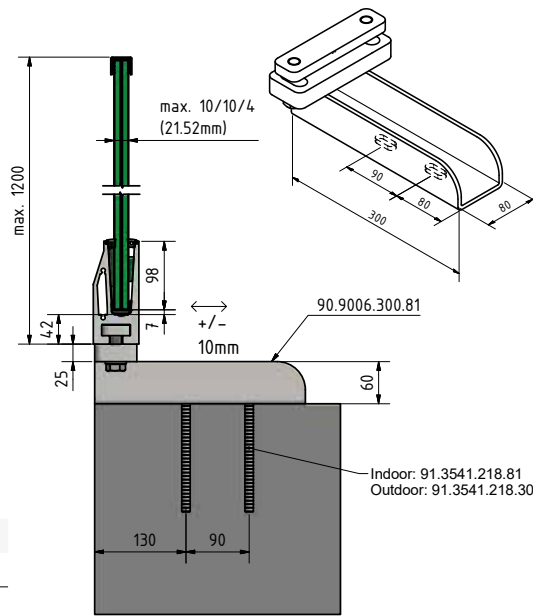


Model 9005	zinc-plated steel (inside)
Art. no.	
	90.9005.075.81

Application - U substructure



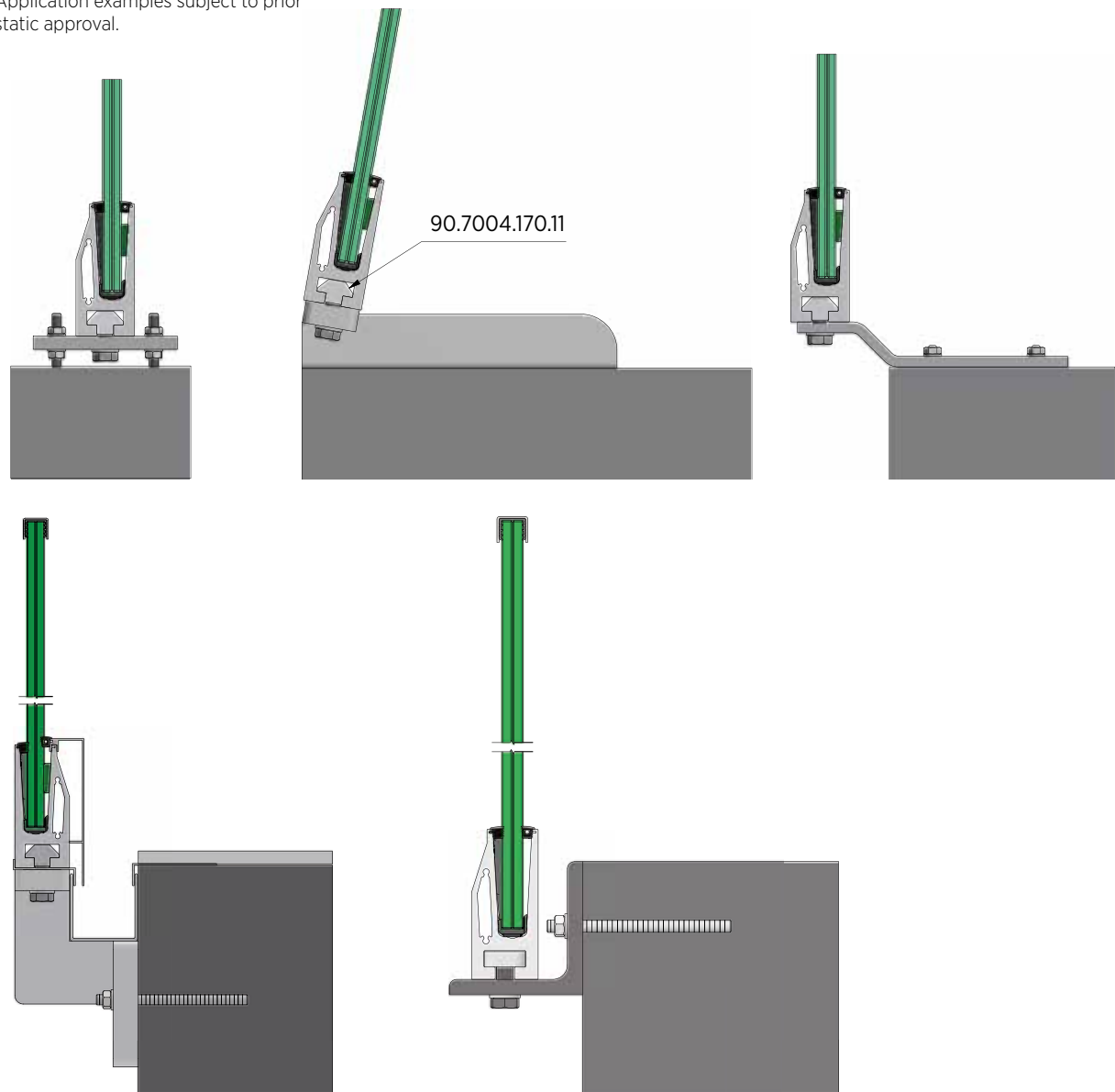
- | Dimensions: U 80 x 60 x 6 mm
- | Length: 300 mm
- | Sales unit: 2 pieces



Model 9006	zinc-plated steel (inside)
Art. no.	
	90.9006.300.81

TL-5010 | 1.0 KN TOP MOUNT

Application examples subject to prior static approval.



FLEXFIT 1.0 kN



- | Fine adjustment of glass panes
- | For glass thicknesses between 12 - 21.52 mm
- | Adjustment of up to 34 mm in relation to the vertical axis
- | Pay attention to the right glass thickness!

Length		2500 mm	5000 mm	25 mtr
Glass thickness	Wedge colour	Art. no.	Art. no.	Art. no.
12 mm	black	-	90.0505.112.00	-
6/6/2 (12.76 mm)	red	90.0502.113.00	90.0505.113.00	90.0525.113.00
6/6/4 (13.52 mm)	grey	-	90.0505.114.00	-
8/8/2 (16.76 mm)	red	90.0502.117.00	90.0505.117.00	90.0525.117.00
8/8/4 (17.52 mm)	green	90.0502.118.00	90.0505.118.00	90.0525.118.00
10/10/2 (20.76 mm)	red	90.0502.121.00	90.0505.121.00	90.0525.121.00
10/10/4 (21.52 mm)	green	90.0502.122.00	90.0505.122.00	90.0525.122.00

CONNECT TECHNIQUE STANDARDISED SPECIAL SOLUTIONS.

Standards make our products so much more affordable for all applications. We make things easier and therefore more economic and accessible for everybody. Special applications for which the standard is not enough pose a special challenge. Thanks to our modelling possibilities and component combinations, we can easily meet customisation demands for our façade systems. **CONNECT TECHNIQUE** – standardised special solutions fitting your façade systems. And all this with a customer, quality and price focus – and still precisely tailored to your needs.

SIMPLY ONLEVELLICIOUS.





ONLEVEL

ONLEVEL Ltd. | Unit 7, Alexandria Court | Alexandria Drive
Ashton Commerce Park | Ashton-under-Lyne | Lancashire OL7 0QN | United Kingdom
T +44 0161 804 9500 | F +44 0161 804 9505 | info@onlevel-uk.com | www.onlevel.com