

Name _____

Company _____ Customer number _____


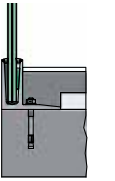
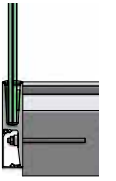
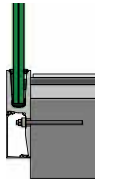
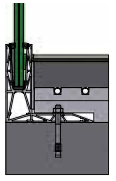
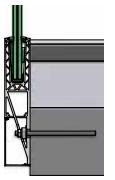
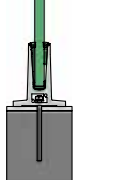
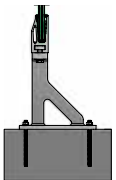
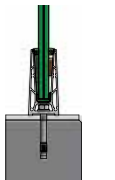
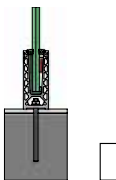
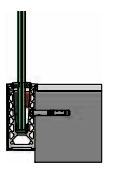
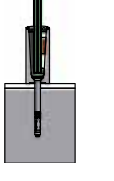
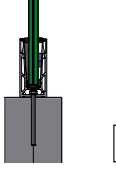
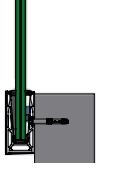
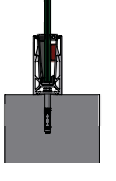

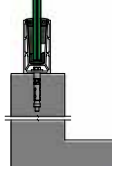
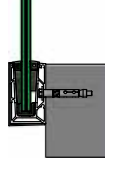
Address _____ Postal code _____ City _____

Phone _____ E-mail _____

☐ Order ☐ Request Running metre(s): _____

Glass Profile

Load: ☐ 1.0 kN ☐ 3.0 kN

| | | | | |
|---|---|---|--|---|
|  <input type="checkbox"/> 1010 |  <input type="checkbox"/> 3010 |  <input type="checkbox"/> 3011 |  <input type="checkbox"/> 3031 |  <input type="checkbox"/> 3120 |
|  <input type="checkbox"/> 3121 |  <input type="checkbox"/> 4010 |  <input type="checkbox"/> 5010 |  <input type="checkbox"/> 6000 |  <input type="checkbox"/> 6020 |
|  <input type="checkbox"/> 6021 |  <input type="checkbox"/> 6030 |  <input type="checkbox"/> 6140 |  <input type="checkbox"/> 6141 |  <input type="checkbox"/> 6080 |
|  <input type="checkbox"/> 6081 |  <input type="checkbox"/> 6500 |  <input type="checkbox"/> 6501 | | |

Glass thickness (consider type statics)

☐ 8/8/2 mm ☐ 8/8/4 mm ☐ 10/10/2 mm

☐ 10/10/4 mm ☐ 12/12/4 mm ☐ other: _____




Surface

☐ Mill finish ☐ EV1 ☐ RAL: _____ matt / shiny

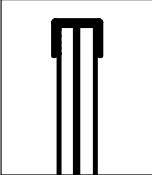
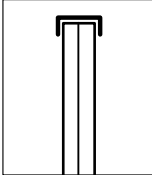
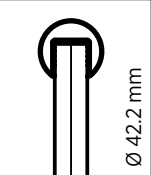
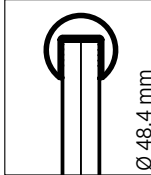
☐ Stealth Black ☐ Armor RAL








Accessories



| | | | |
|---|---|---|--|
| Number of corners <input type="checkbox"/> Inside <input type="checkbox"/> Outside | Number of end caps <input type="checkbox"/> left <input type="checkbox"/> Staircase, left <input type="checkbox"/> right <input type="checkbox"/> Staircase, right | Top Cover <input type="checkbox"/> 3 mm <input type="checkbox"/> 20 mm <input type="checkbox"/> 10 mm | Floor Connect <input type="checkbox"/> 1.0 kN <input type="checkbox"/> 2.0 kN |
| Profile cut to size: <input type="checkbox"/> yes | Extension pin: <input type="checkbox"/> yes | Gap filler: <input type="checkbox"/> yes | Assembly block: <input type="checkbox"/> yes |
| Cover cap: <input type="checkbox"/> yes | Mounting aid <input type="checkbox"/> Combitool <input type="checkbox"/> Glasstopp <input type="checkbox"/> Flexfit Tool | Fasteners Inside Outside <input type="checkbox"/> Concrete <input type="checkbox"/> Steel <input type="checkbox"/> <input type="checkbox"/> for: <input type="checkbox"/> Wood <input type="checkbox"/> without | |
| Spacer: <input type="checkbox"/> yes | | | |

Power Sucker
 ☐ Plastic handle 90.0100.180.08
  ☐ Metal handle 90.0100.180.10
  ☐ Two suction pads 90.0100.180.12

Handrails

| | | | |
|---|---|---|---|
| U profile  <input type="checkbox"/> V2A <input type="checkbox"/> V4A <input type="checkbox"/> Aluminium <input type="checkbox"/> RAL | Edge protection  <input type="checkbox"/> V2A <input type="checkbox"/> V4A <input type="checkbox"/> Aluminium <input type="checkbox"/> RAL | Round tube, 42 mm  <input type="checkbox"/> V2A <input type="checkbox"/> V4A <input type="checkbox"/> Aluminium <input type="checkbox"/> RAL | Round tube, 48 mm  <input type="checkbox"/> V2A <input type="checkbox"/> V4A <input type="checkbox"/> Aluminium <input type="checkbox"/> RAL |
|---|---|---|---|

Handrail Accessories, number
 ☐ Connector, straight
  ☐ Corner connector
  ☐ Corner connector downwards adjustable
  ☐ End cap
  ☐ Connector 90°
  ☐ Corner connector, upwards adjustable
  ☐ Wall support

LAZORTRACK LED Handrail
 ☐ Glass handrail, aluminium complete set
☐ Glass handrail, oak complete set
  ☐ Wall handrail, aluminium complete set
☐ Wall handrail, oak complete set