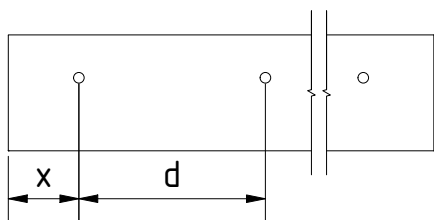


Side-Mount						
Pos.	Model	max. L=4995mm	max. L=2495mm	α	β	QTY
				°	°	
				°	°	
				°	°	
				°	°	
				°	°	
				°	°	
				°	°	
				°	°	
				°	°	

L=2500mm: x= 125mm/d= 375mm (6x)
 L=5000mm: x= 62,5mm/d= 375mm (13x)



Customer	
Order	
Date	
Signature	

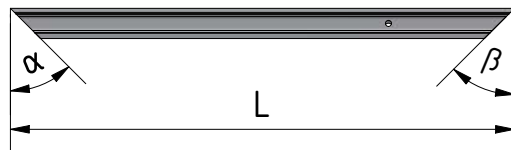
Designed by DW	Mail info@onlevel.com	Webshop www.onlevel.com	Page 1 / 2
		Translevel Cutting Overview	
		TL-3021	Size A4 Scale -



falling side



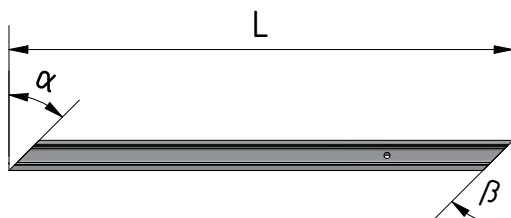
5



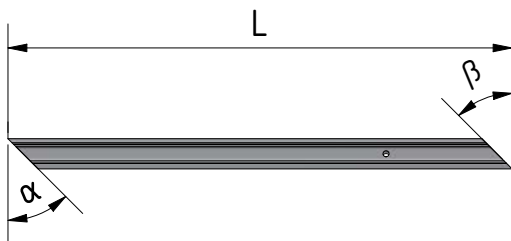
6



7

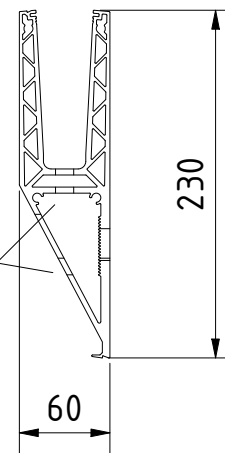


8



9

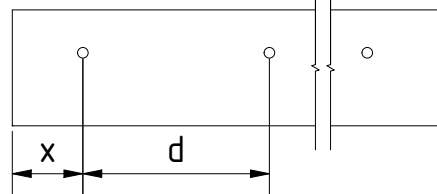
drainage hole



Side-Mount

Pos.	Model	max. L=4995mm	max. L=2495mm	α	β	QTY
				°	°	
				°	°	
				°	°	
				°	°	
				°	°	
				°	°	
				°	°	
				°	°	
				°	°	

L=2500mm: x= 125mm/d= 375mm (6x)
L=5000mm: x= 62,5mm/d= 375mm (13x)



Customer	
Order	
Date	
Signature	

Designed by DW	Mail info@onlevel.com	Webshop www.onlevel.com	Page 2 / 2
		Translevel Cutting Overview	
		TL-3021	<div>Size A4</div> <div>Scale -</div>