

ONLEVEL

**ONLY
YOU**

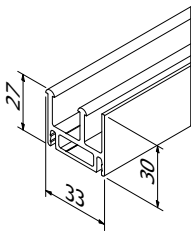
ANY COLOUR, ANY SIZE
WITHIN 15 DAYS

SUNVIEW

OUTDOOR SLIDING DOOR SYSTEM
INDIVIDUAL PARTS FOR SELF-ASSEMBLY

SUNVIEW Floor profile 2-lanes

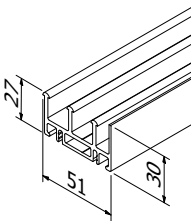
| L=6000mm



Model 0102	Plain aluminium
Art.nr.	
30.0102.006.11	

SUNVIEW Floor profile 3-lanes

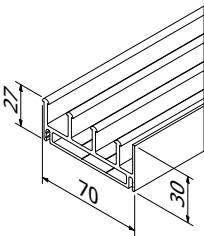
| L=6000mm



Model 0103	Plain aluminium
Art.nr.	
30.0103.006.11	

SUNVIEW Floor profile 4-lanes

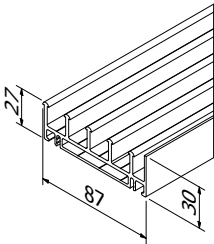
| L=6000mm



Model 0104	Plain aluminium
Art.nr.	
30.0104.006.11	

SUNVIEW Floor profile 5-lanes

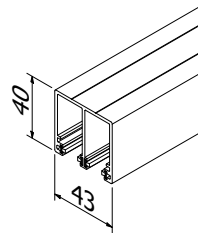
| L=6000mm



Model 0105	Plain aluminium
Art.nr.	
30.0105.006.11	

SUNVIEW Ceiling profile 2-lanes

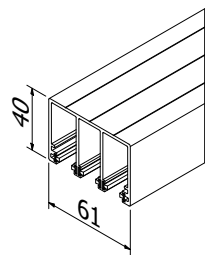
| L=6000mm



Model 0112	Mill finish	Plain aluminium	RAL
	Art. no.	Art. no.	Art. no.
	30.0112.006.10	30.0112.006.11	30.0112.006.13/16/18/19

SUNVIEW Ceiling profile 3-lanes

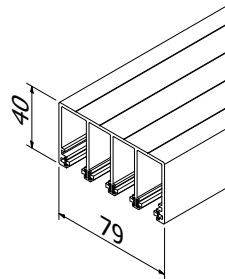
| L=6000mm



Model 0113	Mill finish	Plain aluminium	RAL
	Art. no.	Art. no.	Art. no.
	30.0113.006.10	30.0113.006.11	30.0113.006.13/16/18/19

SUNVIEW Ceiling profile 4-lanes

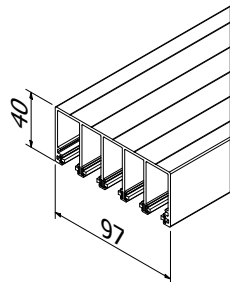
| L=6000mm



Model 0114	Mill finish	Plain aluminium	RAL
	Art. no.	Art. no.	Art. no.
	30.0114.006.10	30.0114.006.11	30.0114.006.13/16/18/19

SUNVIEW Ceiling profile 5-lanes

| L=6000mm

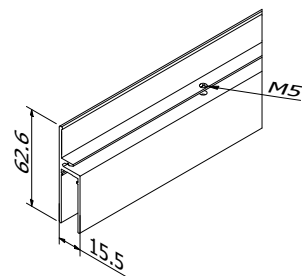


Model 0115	Mill finish	Plain aluminium	RAL
	Art. no.	Art. no.	Art. no.
	30.0115.006.10	30.0115.006.11	30.0115.006.13/16/18/19

SUNVIEW Glass base profile



| L=3000mm

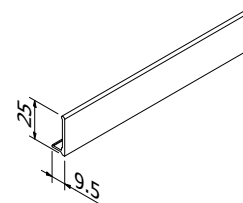


Model 0121	Mill finish	Plain aluminium	RAL
	Art. no.	Art. no.	Art. no.
	30.0121.003.10	30.0121.003.11	30.0121.003.13/16/18/19

SUNVIEW Glass cover profile



| L=3000mm

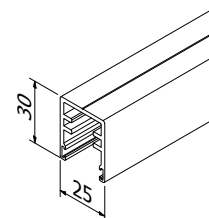


Model 0122	Mill finish	Plain aluminium	RAL
	Art. no.	Art. no.	Art. no.
	30.0122.003.10	30.0122.003.11	30.0122.003.13/16/18/19

SUNVIEW Wall profile



| L=2800mm
| with holes for locking system

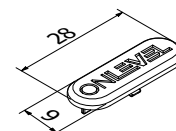


Model 0150	Mill finish	Plain aluminium	RAL
	Art. no.	Art. no.	Art. no.
	30.0150.003.10	30.0150.003.11	30.0150.003.13/16/18/19

SUNVIEW Wall profile Abdeckkappe



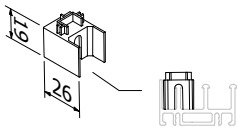
| 28 x 9mm



Model 9015	Plastic black
	Art.nr.
	30.9015.000.41

SUNVIEW Wall profile Connector

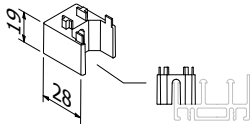
| Connector bottom indoor



Model 9003	Plastic black
Art.nr.	
30.9003.000.41	

SUNVIEW Wall profile Connector

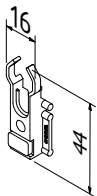
| Connector bottom outdoor



Model 9014	Plastic black
Art.nr.	
30.9014.000.41	

SUNVIEW Wall profile Connector

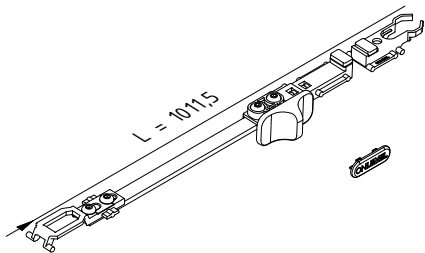
| Connector top



Model 9004	Plastic black
Art.nr.	
30.9004.000.41	

SUNVIEW Wall profile locking set

| L=1011,5mm



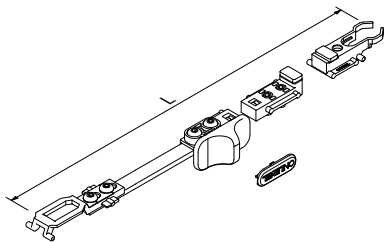
Model 9011	Plastic black
Art.nr.	
30.9011.000.00	

SUNVIEW Wall profile locking set short

| L=185mm



Model 9011	Plastic black
Art.nr.	
30.9011.010.00	

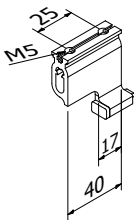


SUNVIEW Driver links

|



Model 9002	Plain aluminium
Art.nr.	
30.9002.000.11	

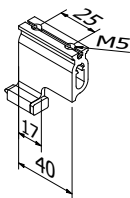


SUNVIEW Driver rechts

|



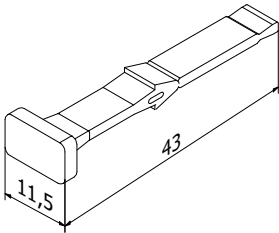
Model 9002	Plain aluminium
Art.nr.	
30.9002.010.11	



SUNVIEW Driver rubber

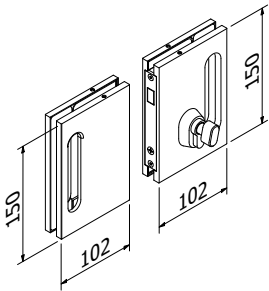


Model 9017	Plastic black
Art.nr.	
30.9017.010.60	



SUNVIEW locking system set

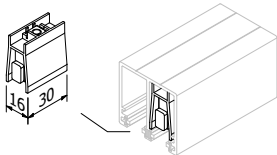
| Lock your sliding door



Model 0230	V2A gebürstet	AISI 304 RAL shining	AISI 304 RAL structure	V2A RAL matt
for glass	Art. no.	Art. no.	Art. no.	
8 - 12 mm	-	30.0230.000.23	30.0230.000.26	30.0230.000.28
10 - 12 mm	30.0230.000.21	-	-	-

SUNVIEW glass stopper ceiling

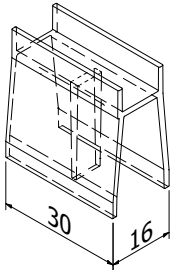
|



Model 9001	Plastic black
Art.nr.	
	30.9001.000.41

SUNVIEW glass collision protector ceiling

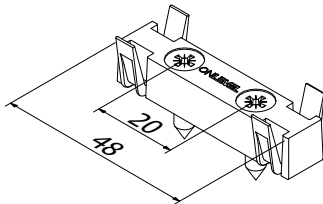
| Prevents the door from hitting



Model 9024	Plastic black
Art.nr.	
	30.9024.000.41

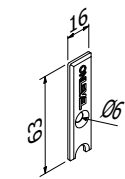
SUNVIEW glass collision protector floor

| Prevents the door from hitting



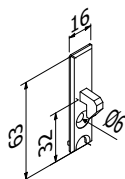
Model 9023	Plastic black
Art.nr.	
	30.9023.000.41

SUNVIEW end cap



Model 9007	Stainless steel black
Art. no.	
30.9007.000.34	

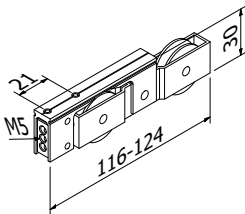
SUNVIEW end cap with locking hook



Model 9006	Stainless steel black
Art. no.	
30.9006.000.34	

SUNVIEW double castor

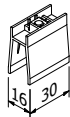
| height adjustable



Model 9009	Plain aluminium
Art. no.	
30.9009.000.11	

SUNVIEW lift-out protection

| prevents lifting out of the track



Model 9013	Plastic black
Art. no.	
30.9013.000.41	

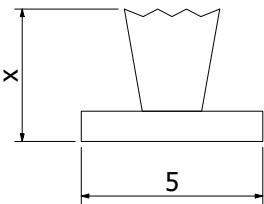
SUNVIEW brush seal for ceiling profile



Reduces airflow between the panes

| 3.5 mm
| L=600m

Model 9018	Plain aluminium
Art.nr.	
30.9018.935.00	



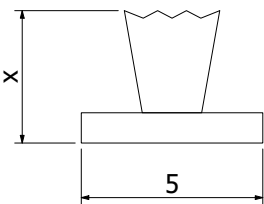
SUNVIEW brush seal for wall profile



Reduces airflow between the panes

| 5 mm
| L=500m

Model 9018	Plain aluminium
Art.nr.	
30.9018.950.00	



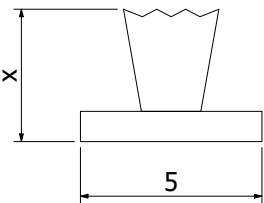
SUNVIEW brush seal for wind protection profiles



Reduces airflow between the panes

| 8 mm
| L=100m

Model 9018	Plain aluminium
Art.nr.	
30.9018.980.00	

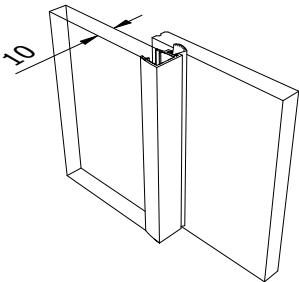


SUNVIEW Aluminum brush seal



Reduces airflow between the panes

| for glass 10mm
| Aluminium



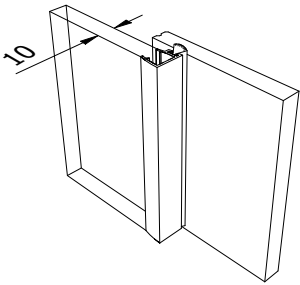
Model 9021	Mill finish	Plain aluminium	RAL	RAL 9016 (white shiny)
Length	Art. no.	Art. no.	Art. no.	Art. no.
2500mm	-	-	-	30.9021.023.13-TW
3000mm	30.9021.003.10	30.9021.003.11	30.0121.003.13/16/18/19	30.9021.003.13-TW

Brush Seal



Reduces airflow between the panes

- | for glass 10mm
- | L = 3000mm
- | Plastic transparent



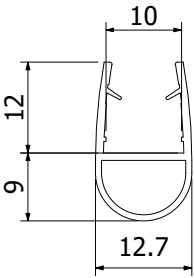
Model	
Seal	Art. no.
	30.9020.003.40

SUNVIEW door seal with bellows



Reduces airflow between the panes

- | for glass 10mm
- | L = 2800mm
- | Plastic transparent



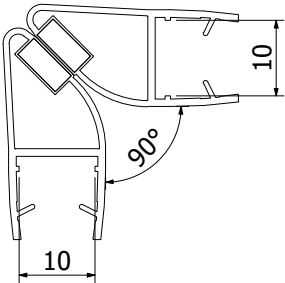
Model	
Seal	Art. no.
	23.7006.013.40

SUNVIEW door seal 90° with magnet



Reduces airflow between the panes

- | for glass 10mm
- | L = 2800mm
- | Plastic transparent



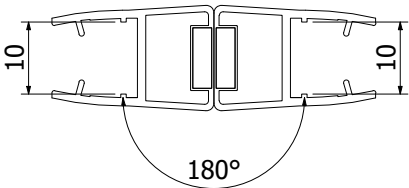
Model	
Seal	Art. no.
	23.7101.013.40

SUNVIEW door seal 180° with magnet



Reduces airflow between the panes

- | for glass 10mm
- | L = 2800mm
- | Plastic transparent



Model	
Seal	Art. no.
	23.7103.013.40

Glass mounting strip



| 15 x 1mm
| L= 33 m
| transparent

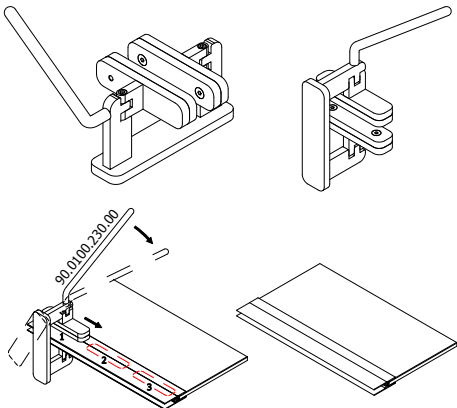
Model	
Seal	Art. no.
	90.7008.151.00

Mounting-Tool



Easy to handle and an indispensable helper during assembly.

Model	
Tool	Art. no.
	90.0100.230.00



SUNVIEW Demo



Demo	Art. No.
3-tracks	81.0300.000.00



ONLEVEL

ONLEVEL Ltd. | Unit 7, Alexandria Court | Alexandria Drive
Ashton Commerce Park | Ashton-under-Lyne | Lancashire OL7 0QN | United Kingdom
T +44 0161 804 9500 | F +44 0161 804 9505 | info@onlevel-uk.com | www.onlevel.com